

Uniform Guide

WEAR, INSIGNIA, AND INSPECTION

The uniform is the most visible signal of the program. Worn correctly, it tells every saint, parent, and stranger at a glance who we are and what we stand for. This guide shows the four uniform configurations in current use across the Junior Saints and Saints Global programs, and lists what an inspection checks for.

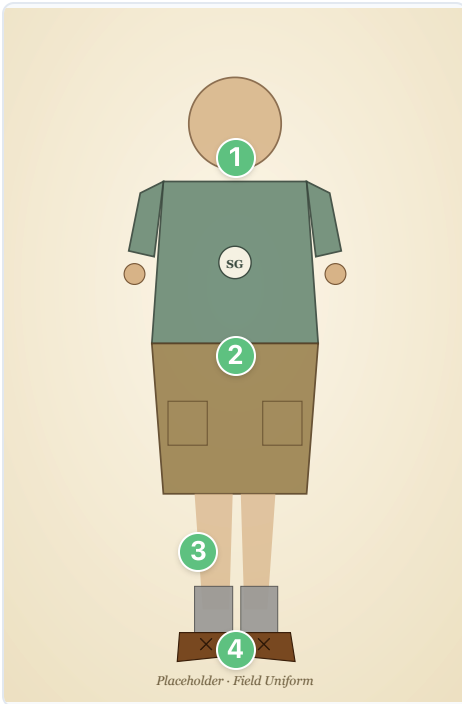
Each variant page covers two contexts. The Field uniform — troop t-shirt, utility shorts or pants, calf socks, field boots — is what saints wear for outings, day camps, and active service. The Formal uniform is what saints wear for ceremonies, Court of Honor, parades, and any event where the uniform is being inspected. Numbers on the illustrations correspond to the labelled key beside each band.

The field uniform is visually identical across all four variants. The formal uniform differs by program (Junior Saints / Saints Global) and by gender cut.

Junior Saints — Female

YOUNGER-YOUTH PROGRAM

FIELD UNIFORM



- 1 Troop t-shirt**
Saints Global troop colors with chest emblem.
- 2 Utility shorts/pants**
Outdoor cargo cut. Long pants for cold weather.
- 3 Calf socks**
Pulled to mid-calf, neutral color.
- 4 Field boots**
Lace-up boots with ankle support.

FORMAL UNIFORM



L. SHOULDER



R. SHOULDER

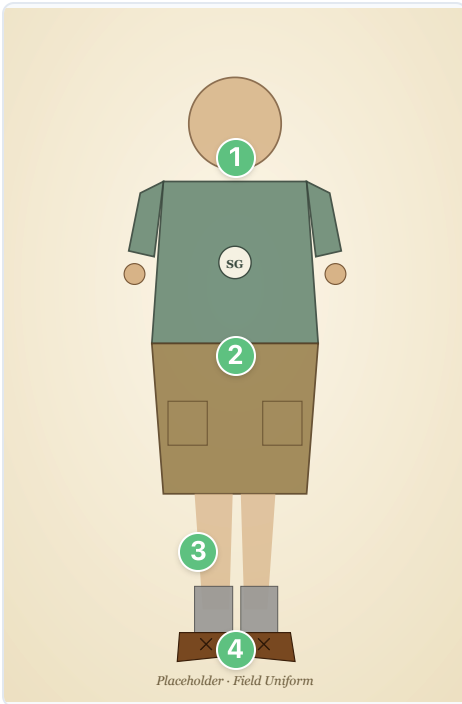


- 1 Battalion strip**
- 2 Troop numerals**
- 3 Squad emblem**
- 4 Rank badge**
Centered on jumper bib.
- 5 Jumper straps**
Adjustable, double-topstitched.
- 6 Front pockets**
Reinforced denim with topstitching.
- 7 Calf socks**

Junior Saints — Male

YOUNGER-YOUTH PROGRAM

FIELD UNIFORM

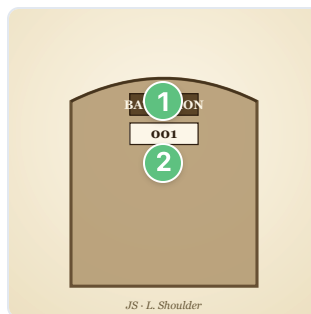


- 1 Troop t-shirt**
Saints Global troop colors with chest emblem.
- 2 Utility shorts/pants**
Outdoor cargo cut. Long pants for cold weather.
- 3 Calf socks**
Pulled to mid-calf, neutral color.
- 4 Field boots**
Lace-up boots with ankle support.

FORMAL UNIFORM



L. SHOULDER



R. SHOULDER

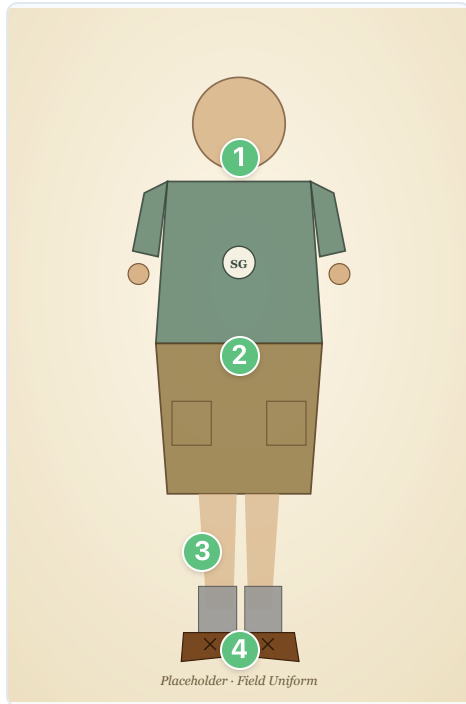


- 1 Battalion strip**
- 2 Troop numerals**
- 3 Squad emblem**
- 4 Rank badge**
Centered on left chest pocket.
- 5 Position patch**
Right chest pocket.
- 6 Cargo pocket**
Reinforced flap with snap closure.
- 7 Calf socks**

Saints Global — Female


OLDER-YOUTH PROGRAM

FIELD UNIFORM

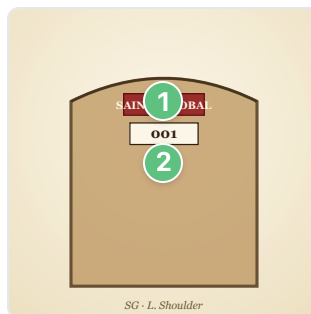


- 1 Troop t-shirt**
Saints Global troop colors with chest emblem.
- 2 Utility shorts/pants**
Outdoor cargo cut. Long pants for cold weather.
- 3 Calf socks**
Pulled to mid-calf, neutral color.
- 4 Field boots**
Lace-up boots with ankle support.

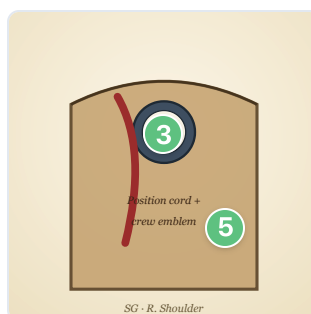
FORMAL UNIFORM



L. SHOULDER



R. SHOULDER

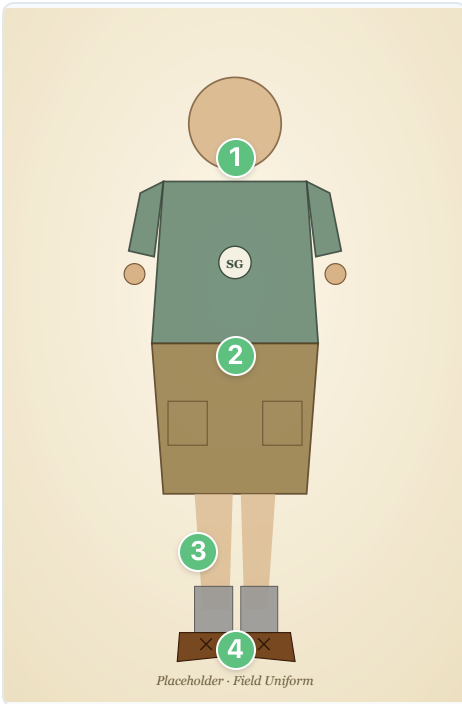


- 1 Program strip**
Replaces battalion strip in the older-youth program.
- 2 Troop numerals**
- 3 Crew emblem**
Replaces the squad emblem in the older-youth program.
- 4 Rank pin**
Bronze pin on jumper bib (older-youth uses pins, not patches).
- 5 Position cord**
Worn over the right shoulder; color denotes position.
- 6 Merit sash**
Worn across the right shoulder for ceremonies.
- 7 Calf socks**

Saints Global — Male


OLDER-YOUTH PROGRAM

FIELD UNIFORM

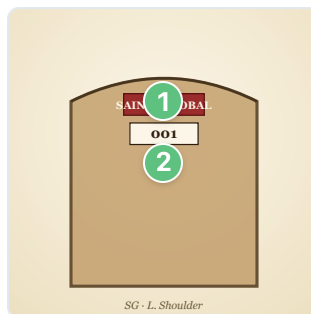


- 1 Troop t-shirt**
Saints Global troop colors with chest emblem.
- 2 Utility shorts/pants**
Outdoor cargo cut. Long pants for cold weather.
- 3 Calf socks**
Pulled to mid-calf, neutral color.
- 4 Field boots**
Lace-up boots with ankle support.

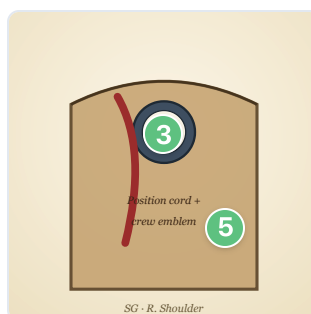
FORMAL UNIFORM



L. SHOULDER



R. SHOULDER



- 1 Program strip**
- 2 Troop numerals**
- 3 Crew emblem**
- 4 Rank pin**
Bronze pin on left chest pocket flap.
- 5 Position cord**
- 6 Merit sash**
- 7 Long trousers**
Dark green; the older-youth program does not wear shorts for ceremonies.

Uniform Inspection

Used at Court of Honor, rank reviews, and any inspection-graded event. Each section is scored independently; total possible is 100. A passing score is 80. The same checklist applies to all four variants — adjustments noted inline.

GENERAL APPEARANCE

15 PTS

- Shirt clean, pressed, and tucked.
- Trousers / shorts / jumper clean, pressed, no torn hems.
- Hair neat; face and hands clean.
- Footwear clean and laced.

INSIGNIA (LEFT SIDE)

20 PTS

- Battalion / Program strip at the top of the left sleeve, no gap above.
- Troop numerals directly below the strip — no gap.
- Rank badge centered on left chest pocket (Junior Saints male) or jumper bib (female).
- Rank pin through pocket flap, never pocket face (Saints Global only).

TROUSERS, BELT, FOOTWEAR

20 PTS

- Belt threaded through every loop; tail dressed to the left.
- Buckle centered.
- Calf socks pulled to mid-calf, neutral color.
- Field boots laced fully (field); white sneakers or dark boots clean (formal).
- Long trousers pressed front and back (Saints Global male formal).
- Jumper hem at the knee, straps adjusted (female).

SHIRT AND NECKERCHIEF

10 PTS

- Correct shirt for context (tan twill for female, grey twill for male, all programs).
- Dress neckerchief folded to standard width and worn under the collar (formal only).
- Sleeves down at meetings; rolled to two flat folds for active outings.

INSIGNIA (RIGHT SIDE)

20 PTS

- Squad emblem (Junior Saints) or Crew emblem (Saints Global) at the top of the right sleeve.
- Position patch on right pocket (Junior Saints male) or position cord over right shoulder (Saints Global).
- No temporary insignia exceeding the pocket size.

PERSONAL CARRY

15 PTS

- Pocket flaps buttoned or snapped.
- Nothing protruding above the pocket line.
- No civilian items hung from the belt or pockets.
- Merit sash across the right shoulder with merits in chronological rows (Saints Global formal only).